




PONDEROSA

Back Country Horsemen of
Washington
"Educate, Advocate, and Move Dirt!"
Website: PBCHW.COM

February 2022



Solid ice trails at Slavin Conservation Area

CALENDAR

*All event dates subject to
change or cancellation: Watch
facebook and emails.*

**January 29 – BCHW
Leadership training ZOOM
(Register by Jan 26! More info
inside)**

**February 1- General
Meeting**

**February 1- Deadline for
pictures 2023 BCHW
Calendar**

**February 25, Volunteer
Hours due**

March 1- General Meeting

President's Report

By Tom Birge

On January 25, 2022, we had our second board meeting. Attendees included: Tom Birge; Ken Carmichael; Patty Wright, Larry Grinstead, Melissa Halpin, Michelle Eames, and Carol Klar.

We have a lot of things planned for the next few months. This month's meeting on February 1, 2022, at Hayford Community Church will be special as we have 3 local authors who will be sharing with us. At the beginning of the meeting we will be recognizing members for the volunteer hours that they contributed during the year 2021.

Events coming up this year are the Trail Head Camping Clinic April 29-30 at 7 mile air strip at Riverside State Park, and the annual Poker Ride May 15 at the Riverside State Park Equestrian Area. Check our web site www.pbch.com for details.

Patty Wright is already planning rides for this year so pay attention to your emails and the Newsletter for details on that.

We have 5 new members:

James Cooper, Jeff and Linda Upton, Ashley Karsh, Regina Walter, and Stephanie Hanlon-Lambson.

If you haven't renewed your membership please do so this week www.bchw.org.

This Saturday is Leadership Training via Zoom, you should have received an email giving you a link to follow and you must register by Wednesday night, January 26.

Saturday January 29th will be our Virtual Leadership Training Day! You still have time to register, so do not wait. Registrations will end Wednesday night!!! All who register will be emailed a schedule with times and descriptions. You will also be emailed the links to the zoom calls.

Below is the link to register online.

[Leadership Training Online Registration](#)

Classes include:

9:00am Ways and Means	10:15am Chapter Treasurers	11:30am Managing New	12:45 Secretaries Q & A
Governance and Bylaws	Running a Meeting	Membership Procedures	Using and Reporting Square Charges
Volunteer Hours		Advanced Grant Training	

The BCHW website continues to improve. You should take a look at: www.bchw.org.


Thank You!
Tom Birge

Vice President's Update

GOOD NEWS! Riding Warehouse is extending our discount, and will continue to support our fundraising activities!!! This discount is for current-paid members. They have asked that I don't put the discount code on social media. Please message me for the code. They offer free shipping and free returns up to 365 days! WOW!!! Visit --- ridingwarehouse.com for...



15% off



Ponderosa BCH has a great way to help pass the dark-cold nights of winter. Curl up with a terrific horse book from one of our Spokane area authors. On Tuesday, Feb. 1st, three local authors will be at our regular meeting, and will give us the scoop on their newest books! Presenting books will be Morgan Shank, Vern Hopkins and Robert Eversole-The Trailmeister. Meeting will begin at 6PM and everyone is welcome. Location is 5306 S Hayford Rd, Spokane, rear building. This promises to be a fun and entertaining evening!

Also, don't forget Volunteer Hours for Quarter 1 are due February 25. Please send your hours to Carol Klar @ cklar32@gmail.com.



Note from the Editor

By Michelle Eames

Welcome to our February Issue with a theme of “Tack Rooms”.

In addition, we have articles on future PBCH events, and future and ongoing BCHW actions and activities. Our next need for Volunteers will be at the March 12 4-H tack sale where we will be manning an educational booth. More details to come.

Melissa also provided some additional pictures from our Christmas Party in December. Only 11 months until our next Christmas Party! In the meantime, we have a lot going on.

Thanks to all who contributed to this issue!

.....

PONDEROSA BCH 2022 Planning Calendar

DRAFT

November 30, 2021

All dates subject to change due to COVID or other reasons.

January

January 25- Board Meeting, 5:30 pm

January 29 – BCHW Leadership training via ZOOM

February

February 1- PBCH General Meeting: Authors

February 1- Deadline for pictures for the 2023 BCHW Calendar

February 25- Volunteer Hours for Quarter 1 due to Carol Klar @ cklar32@gmail.com.

March

March 1- PBCH General Meeting

March 11- Consignments for 4H Tack Sale

March 12- 4H Tack Sale

March 18-20 – BCHW Rendezvous in Ellensburg

April

April 5- PBCH General Meeting TBD Hoof Protection/boots: Lydia Friel

April 21-23- Ladies' campout (tentative) at Lakeview

April 29 PM – Set up equipment for Front Country Trailhead Camping seminar

April 30 - May 1 – Front Country Trailhead Camping – Hands-on seminar in Riverside State Park @ 7-mile air field

May

May 3 – PBCH General Meeting; dress rehearsal for poker ride

May 14 – Set up equipment for poker ride

May 15 – Poker Ride (Sunday)

May 21 – Potential BCHW Joe Watt Canyon poker ride (not confirmed yet)

May 27-30 – PBCH Escure Ranch campout and ride (Memorial Day weekend)

June

June 4-5 – SCOPE despooring clinic

June 7- PBCH General Meeting;

June 10-11 - We can anticipate many graduation ceremonies

June TBD PBCH Trautman Ride - Carol K.

July

PBCH Meeting TBD, outdoor, maybe the 5th, maybe the 12th

July 29 30 31 2022. Ferry county chapter steak ride.

August

August 2- PBCH Meeting?

September

September 6- PBCH General Meeting

October

October 1-2 - Camping at Escure (tentative)

October 4 - General Meeting; potluck

October 28-29 - Zillah Wine Ride

November

November 1- PBCH General Meeting; soup social

December

December 6 – PBCH General Meeting; Christmas Party

Other events can be found here: https://www.bchw.org/upcoming_events.php

Upcoming Events

By Ken Carmichael

Here is information about some scheduled upcoming BCH events. These are in addition to rides, meetings and work parties that are yet to be scheduled.

Does anyone want to share a ride they know with our members? Contact Patty Wright.

BCHW RENDEZVOUS MARCH 18-20:

Rendezvous will again be held in Ellensburg Washington. The Ponderosa Chapter will host “The Trailhead” where we will show BCHW Accomplishment Videos along with some old Roy Rogers and Lone Ranger films. Should be fun to watch and learn about the past as we think about the future. Ponderosa has reserved two tables for the banquet. You can buy a ticket for the banquet and reserve a camping spot along with more information about the Rendezvous at www.bchw.org.

PONDEROSA FRONT COUNTRY TRAILHEAD CAMPING SEMINAR APRIL 30 TO MAY 1:

We are bringing back a very successful event from 2017. This is an opportunity for people that have not camped with their horses to get some experience with some help. It is not for the experienced camper. We want to introduce this great experience to others. We are limiting the number of people attending and they can register online. More information is included in the attached flier [see below].

PONDEROSA POKER RIDE MAY 15:

We are set to have our annual poker ride at Riverside State Park. This is our big fundraiser for the chapter and we will need everyone’s help. This year people can register online. More information is included in the attached flier [later in the newsletter].

We encourage you to participate and tell your friends. All help on social media is appreciated.


Another regional event will be the Ferry County BCH Steak Ride. Details below.

Date July 29 30 31 2022
Ferry County Chapter Steak Ride
Live music by Theresa Edwards
Silent auction and live auction
Friday night is a potluck
Saturday is the steak dinner
Sunday am cowboy breakfast

Front Country

TRAILHEAD CAMPING Seminar

Brought to you by the Ponderosa
Chapter of Back Country Horsemen



April 30 – May 1, 2022

Riverside State Park

WHAT

Learn and experience the joys of overnight camping with your best friend (your horse). Have the help of experienced campers to guide you in knowing what to take with you, how to set up camp and care for your horse. Start simple and determine your needs and wants.

HANDS ON!

This is a hands-on seminar where you bring your horse to a nearby camp and spend the night.

COST

- Registration \$99 per vehicle
- Saturday Night Camping Fee Included
- A Discover Pass is NOT required when camping

REGISTRATION

- Pre-registration is required by April 18
- Register on line at www.pbchhw.com, **OR** you can complete a paper registration form and mail in with a check. See www.pbchhw.com for further instruction.
- Refunds for cancellation provided up to April 18
- The size of the group is limited on a first come first served basis
- You will receive a confirmation of registration, directions, agenda and information about what you should bring.

PLEASE

- No alcohol
- Keep all pets on a leash at all times

SATURDAY

While experiencing the overnight camp, also enjoy learning about:

- Trailheads in the Spokane Area
- Land management requirements
- Leave No Trace (LNT)
- Useful knots
- Useful camping gear
- Alternative methods of camping
- Horse confinement while camping
- Back Country Horsemen
- Dutch Oven Dinner & Potluck
- Bonfire with s'mores and stories

SUNDAY

- More information sharing and Q&A Session
- Please join the Ponderosa BCH members for a trail ride in Riverside State Park



Further Information or Questions?

Contact Ken Carmichael
509-466-2225
Kcarmichael2225@gmail.com
www.pbchhw.com

Update on Poker Ride Donations

By Linda White

Donations are rolling in for the 2022 Poker Ride. It is so wonderful to have so many supporters of the Ponderosa Chapter of Backcountry Horsemen.

Just to whet the appetite here are some of the donations so far:

Total Wine donated 2 tasting parties for up to 20 people. Total Value of \$1000

Wendle Ford has donated a complete auto detailing valued at \$300.

Seattle Mariners donated 4 main level or terrace seats valued at more than \$350.

The Kalispel Tribe donated a nights stay and dinner for two, a \$270 value.

Other contributors to date include Stimson Contracting, Riding Warehouse, Absorbine, Spokane Indians, Mr. Carwash, Outfitter's Supply, Vandervert Development and Hotels, GSI Outdoors.

Steph Hanlon of our Chapter is donating a gorgeous hand-beaded hat band.

Thank you Steph!!





FUNDRAISER

P O K E R

R I D E

REGISTER ON LINE AT WWW.PBCHW.COM

RAFFLES ! CASH PRIZES!

what

Poker Ride: Stop at each station to try for a card you need in your hand!
PLUS! Raffle

where

Riverside State Park Equestrian Area
3402 N Equestrian Lane
Spokane WA
Discover Pass or Camping Permit is Required

when

Sunday, May 15, 2022

Raffle

11 am and 1 PM

Riders Out

9 am to 11:00 am

Ride length is approximately 2-1/2 Hours

FAMILY EVENT! Kids 17 & under FREE!

cost

Pre-Register by MAY 3

\$25 per rider 18+

Register at Event:

\$30 per rider 18+

Box Lunches Available for

\$ 7.00 each

Equestrian camping – 20 sites

Reservations at:

www.parks.state.wa.us/223/reservations

OR phone 888-226-7688

and select

Riverside State Park Equestrian Area

Safety rules

- One rider per horse
- Ride at a safe distance
- No stallions please
- No dogs please
- No running horses
- No littering please
- No alcohol on trails
- Be courteous
- Minors must be with an adult
- All riders must sign a liability release

special notes

PURCHASE EXTRA POKER HANDS

\$5 each-additional chances to win!

CASH PRIZES for High, 2nd Best & Lo-ball

Kids cannot win at poker

RAFFLE TICKETS

On site near the raffle items

18+ years old only

Riverside State Park Trail Maps and Poker Ride T-Shirts available for purchase!

Credit/Debit available on site; Cash/Check preferred

SPONSORED BY PONDEROSA BACK COUNTRY HORSEMEN

The trail is well defined over relatively level but rocky ground and varies in difficulty. Some experience is required.

Click to our website at
www.pbchw.com for a
detailed fact sheet
OR CONTACT
Ken Carmichael
509-466-2225
Kcarmichael2225@gmail.com

Safety Snippet

By Doug Frederick

As we move through January and not much horse riding is occurring here at Finca de Federico, it is a great time to do your annual safety inspections.

- First start with making sure any training is current; for me that means renewing my first aid card.
- Then that reminds me to get out our various first aid kits, so we have one for the horses, one in the camper and one in the car. Check for items that may be out of date, and if so, replace the item or buy a new kit. If you used it, then replenish those items so you're ready to go again.
- Then while I am in the camper I will inspect the fire extinguisher, and then inspect the one in the shop and the one in the house.
- Next is locate and inspect all my personal protective equipment. Look over each item, check for damage, excessive wear, cracks, holes, and functionality. If any part or item is substandard or damaged replace it before field season.
- Another item I get every year is ear plugs and gloves; those two items are a must have and need replacing before spring.

As you go through those items, make sure you have everything that you need; if you think you need another item get it now before you need it. Also, while you're thinking about safety, take a minute to review any safety plans that you have or are unfamiliar with. Good preparation should ensure a safe spring and summer.

df




Cowgirl Cave

By Karen Rice

A friend prompted me to decorate my new “cowgirl cave” as I call it. I may not have done anything special if she hadn’t given me ideas so I went to town and used her ideas as well as my own. Since I never had more than a small closet for my tack, this was a fun project — and still evolving.






Saddle racks were installed first as I wanted to arrange everything else around them. Over the years I had collected fun horseshoe and western type hangers so I used those for bridles etc. I found an old deer head and used him for some extra spurs (looks like he’s wearing earrings)! I hung some favorite pictures of myself on Gunner and Chuck on Prince.



Then I made a tribute wall to my first horse Handsome who I’d lost right before we moved to Spokane. I had an old desk that I filled with first aid and grooming supplies and my favorite whiskey given to me by a friend. I hung a few fun items on the walls, and a chandelier for ambiance.

I finished the outside with some faux windows, more horseshoe hangers for halters and a horsey welcome sign in the window. One of these days I'll get a couple of tree stumps or something for the porch so y'all are welcome to come join me for a whiskey!




Tack Room Wall

By Linda White

Here is a picture of my tack room wall.

We built this ourselves during the first year of the pandemic.

It was a lot of fun.



Tack Room Reorganization

By Ashley Karsh


New member here! :)

I just finished some reorganization of my tack room. I added a hook in the ceiling to hang blankets, since I'm not ready to put them back in storage yet. I have a whiteboard for note-taking, records, etc.




I had a huge mouse problem earlier in the fall, I went around with expanding foam to try to seal any cracks they were sneaking in from, swept up any spilled grain, and got some mouse repelling scented bags from the hardware store. So far it seems to be helping!

[Note from Editor: Welcome Ashley! And I love the upcycled saddle pad as a dog bed in the tack room!]



And then I used a table to create a feeding station with my grains underneath and supplements on the table.



Winter Activities

By Ken Carmichael


For those of us that do not enjoy slipping and sliding on the ice, we must find other worthwhile projects during the winter.

January has been my month to clean saddles and check gear. Even though the saddles are always covered in the tack room they get dirty and dirt and grime does not do the leather any good. I have taken each of the saddles apart, then washed and oiled them. In the process I am looking for items that need to be repaired. I would rather have the gear in the repair shop in the winter rather than the middle of the riding season.

I am a firm believer in carrying survival and first aid equipment with me when I ride. So, during the winter I also go through my saddlebags to see what needs to be updated and replaced. It also reminds me of what I am carrying with me.

I should be out there cleaning the tack room but it is too cold.

First thing in the spring I take everything out of the trailer and pull the mats. This gives me the opportunity to clean the trailer and check to floorboards. The trailer is gone over for lights, tires, hitches, brakes and wheel bearings.



My Horse Trailer Tack Room – Managing the clutter ☺ .

I am a person who likes to be prepared, so I tend to amass a little bit of everything in my horse trailer. I attempt to keep it all organized, with varying degrees of success.

- 1) Baling Rope, the universal necessity - When traveling with your horse, one never knows what you may encounter along the way or at your ultimate destination, so I always keep a few baling ropes in the horse trailer. Thankfully, these don't take up much room, and just hang on the bridle rack. They come in handy for a myriad of uses: tying up buckets while in temporary quarters, keeping your saddle on the rack while traveling in the trailer, tying gates closed, temporarily holding fence boards or panels in place, etc. I've camped in lots of places where corrals needed a "quick" repair, and a baling rope saved the day. I bet you all have unique uses for this special item. Check out Ponderosa Members Facebook Page to share your creative solutions with your BCH friends! Check out the Post – 101 Things to do with Baling Rope and give us your unique ideas!
- 2) The "Box" - For small-miscellaneous necessities, I keep a clear plastic box with snap-on-top. Duct tape, black electrical tape, multi-tool, scissors and utility knife all live there and can easily be found. I like to also keep a set of boot laces and/or rawhide laces in here. With these items, you can repair most anything short of dropping a new engine into your truck! A box approximately 8" x 12" works great. I also keep 2 generic "vice grip" tools in there, just in case I need to move the rubber mats in the trailer. These work great, and have many uses. Farm stores sell tools that work just to move mats, but are 2-3x more expensive and only work for that purpose. The generic vice grip tool is a multi-purpose, cost-effective solution. Mine is from North 40, ~ \$10.
- 3) First Aid - The next item that needs to live in the horse trailer is the First Aid kit. Along with that, I keep a clean mid-size towel, sunscreen, wet-wipes, tissues and a fresh water bottle to clean wounds or to wash down the Vitamin-I (ibuprofen). Be sure you also have vet wrap and Benadryl or other antihistamine; these can be used for you and your equine pal. In a pinch, the mid-size towel can serve as padding under the vet wrap. This topic can be expanded greatly at another time.
- 4) Hanging storage Bags – These are useful to contain things that might get lost when tossed on the floor. An old nylon briefcase is used to contain scooter boots and their spare parts. This keeps them together and is easily reached when hanging off the upper blanket bar by the door. Any heavy cloth or canvas bag can be used.
- 5) Everything else: Saddles, bridles, breast collars, saddle pads, girth or cinch, lunge line (or other long rope), spare halter-bridle, spare lead rope, chaps, helmet, hoof rasp, bag of grooming tools, fly spray, bear spray, PLB (personal locator beacon), a bucket, cooler, blanket or sheet, a variety of outerwear including raincoat, rain pants, vest for layering, orange vest for hunting season, fleece or down jacket, luggable loo, hand sanitizer, a box of tissues AND a step stool for mounting or sitting. I had an extra clothes rod welded into my trailer, extending the smaller standard rod. This has proved invaluable for hanging up clothes and storage bags. Last but not least, a manure pick and collection vessel should also travel with you. We are doing our part to keep trailheads clean.

All trailers will differ somewhat in their configuration, offering unique opportunities to use the space. I enjoy checking out how everyone uses their tack room space, and often get new ideas! One trailer with a very large tack room even had a drop-down bed. The possibilities are endless!

Once the snow melts, I will purge the trailer tack room, clean it and reorganize for the new riding season to come, using the notes above. After a dreary winter, visions of spring trail rides are always exciting, and while cleaning the trailer, it is fun to discover those things that have been "temporarily misplaced"! LOL

Carol Klar

VP Ponderosa Back Country Horsemen




Inspiration to Conquer the Mess


By Michelle Eames

Thanks for the inspirational newsletter contributions on tack rooms, winter prep, and trailer tack room organization.

In the request for articles, I warned you that my tack room is pretty bad. It is infested with mice, and mouse turds. Sometimes I remember to set the mouse traps. I have both the mechanical style of mouse traps, and the living style of mouse traps. Note that the living versions are typically lounging around the yard and house, not mousing.



There are two things I like about my tack room, despite the mess. One is some really cool bridle hooks. They are re-purposed from drapery hold-backs that a friend gave me. They sparkle! That is the only bit of glamour in my tack room.



The other thing I like in my tack room is a very cool camping box. I use it for storage, it has a big drawer, a big cupboard, and a tip-up shelf with cubby holes. And the best part is, when its all closed up, it's mouse-proof.



PBCH December Meeting and Party, Part 2.

We missed a few pictures in the last newsletter, so we're having a party flashback now!

Photos by Melissa Halpin.

Melissa also wrote humorous captions for each photo, and instead of adding the captions to each photo, this will be a matching game.

Which caption goes with which photo?

See the next page...

“Are you kidding me?”

“Well let’s think about that.”

“First come first served.”

“I told you so.”

“Santa and the Elves are all Finished.”

“Be Part of Something Good.”

“OK, so let me think.”

“It’s a BCH Party and you’re gonna come and you’re gonna have fun!”

“Balance.”



Barn Mice

By Cindy Miller

This story is in response to Michelle's request for best ways to keep the mice away from your tack/feed room.



Gus and Bert

Gus and Bert were smart and fat. They had lived at the barn for a few years, and knew the schedule of the human. The bran mash was served to the horses in the late afternoon, and they would be on watch for those few crumbs falling out of the container to the floor. They never could chew into the big metal bin where all those sweet crumbs were kept. The snow was deep outside the barn and they relied on a few crumbs for sustenance.

The human visited every day, same hour. After a while Gus and Bert became accustomed to the human, and would not scamper away to their get-away crack in the floor. The human thought they were darling, and decided to snap a few photos of them. Sometimes they would sit up on their hind legs and study her. It seemed they thought she was cute too. Gus and Bert were predictable visitors every day in the winter. They stayed safe and warm under the boards insulated with shavings.

Lucky and Rascal

Lucky and Rascal were fat and smart. They were extraordinary mouser cats and kept the barn clean of mice. Always on the prowl for a moving small critter, and with stealthy steps and vision keen, they could snatch a moving mouse skillfully using their claws to grasp and capture. The fate of a barn mouse was not pleasant, since Lucky and Rascal enjoyed the game of 'Cat Chases Mouse' before the mortal kill. The cats would roam quietly through the stalls looking for any movement. They were loaded with patience and waited for hours at the known entry sightings, waiting, waiting.

They surely knew where Gus and Bert hung out underneath the floor of the tack/feed room. Lucky and Rascal soon caught on that Gus and Bert would be peeking out of their crack at horse feeding time. The human sometimes would observe the cats waiting for her to leave, they'd flip their tails in agitation as to say, 'get lost, we have work to do.' Mice were always the big 'game' and these two were hungry, longing for a warm meal. It looked promising when they saw the human in the feed room. They slowly crept into the tack/feed room, and the human sadly left the premises. The human did not want to witness or be around when the killing machines began their sneaky, quiet search. She was somewhat attached to those inquisitive tiny mice. She knew it would be only a matter of time before Gus and Bert were cat food. It was for the good, the human thought, as she knew mice could multiply quickly and overrun the barn, and this was the purpose for Rascal and Lucky. These two barn cats could kill many mice a day, and they had kept the multiplication of mice in check for many years.

The following winter the human made her daily visit to the tack room, same time. Today felt different, as there was a sensation of something watching her, and it was an odd feeling. She wondered – if it could be, maybe there peeking through the dark crack were four beady eyes. When they slowly crept out of the wood floor and stood on their back legs looking directly at her, she knew it was Gus and Bert. They had survived another year! She wondered if Lucky and Rascal had made the decision to keep them around for job security; after all, this was their job, and the barn was a great place of employment with benefits of extra cat food and a heated mat to lie upon on those cold wintry nights.



From the Editor:

I invite you all to continue to send me your stories, tips, jokes, articles, photos, words of wisdom, or whatever. I especially would like to encourage our officers and committee chairs to share their thoughts, visions and projects. The goal here is to make the newsletter fun, entertaining and informative.

Please send me photos of you and your equine buddy so I can highlight you in our newsletter. Introduce yourself to other members with background on you or your horse. Or, Melissa will be happy to interview any members for the newsletter.



Michelle Eames, Newsletter Editor

PBCH Officers

PRESIDENT

TOM BIRGE

VICE PRESIDENT

CAROL KLAR

SECRETARY

PATTY WRIGHT

TREASURER

DIANA BIRGE

STATE DIRECTOR

KEN CARMICHAEL

ALT. STATE DIRECTOR

LARRY GRINSTEAD

The Executive Board for PBCH includes the officers, plus Doug Bailey, Trail Boss; Michelle Eames, Newsletter; and Melissa Halpin, Spokane County Lands Coordinator.